

U.S. INDUSTRIAL MACHINERY, INC.

P.O. BOX 2098

MEMPHIS, TN 38101

PHONE: (800) 860-1850

FAX: (901) 526-2339

Visit Our Website at www.usindustrial.com

Dear Customer,

We are pleased to offer for your consideration:

ONE (1) NEW U.S. INDUSTRIAL 88 TON X 8' HYDRAULIC PRESS BRAKE

Model Number: USHB88-8C



STANDARD EQUIPMENT: (All of the following comes with the machine)

- Ram Deflection Adjustment
- Massive Torsion Bar for Parallelism
- Three Speed Ram
- Bottom Time Delay
- Inching, Single Cycle and Auto Run
- Bed tools are held with standard slot for 1/2" x 5/8" tang w/set screws, plus die clamps are included
- Ram takes standard American Tang Tooling (1/2" x 5/8") and American Safety Tang Tooling, and Z1
- Space between Ram Tool Clamps allows for deep box bending
- Free Gooseneck Punch and multi-opening Die for up to 90° forming up to 10-gauge mild steel (See note on page 2)
- Setting for ram speed slowdown and rapid return position
- Forged Heavy Duty Cylinder and Cylinder Body
- Rapid Approach, Bending Cycle and Rapid Retreat
- All Steel Construction

SPECIFICATIONS:

- | | | | |
|------------------------------|-----------|---------------------------|---|
| • Working Pressure: | 88 Tons | • Pressing Speed: | Dependent on Tool Load |
| • Length of Working Table: | 98.4" | • Hydraulic Oil Capacity: | 60 Gal. |
| • Distance Between Housings: | 81.8" | • Motor Horsepower: | 10 HP, 220 or 440 Volts, 3 ph. 35/17.5 amp |
| • Throat Depth: | 9.8" | • Net Weight: | 12,127 lbs. |
| • Stroke Adjustment of Ram: | 1.96" | • Length: | 120" |
| • Ram Travel: | 3.93" | • Width: | 64" |
| • Open Height: | 13.7" | • Height: | 90" |
| • Rapid Ram Travel Speed: | 2.4"/sec. | | |
| • Rapid Ram Retreat Speed: | 2.0"/sec. | | |
| • Backgauge Travel: | 24" | | |

*Specifications are subject to change without notice

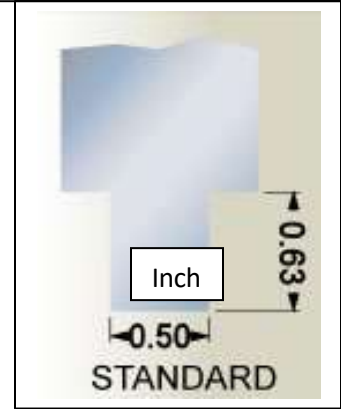
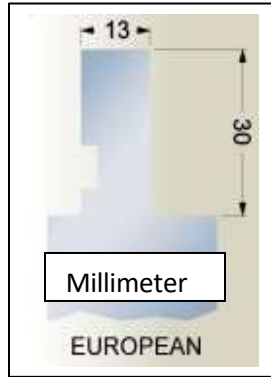
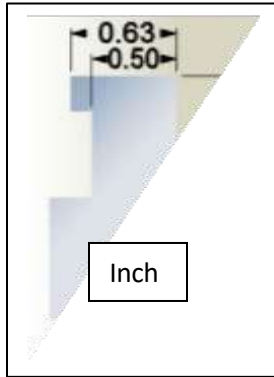
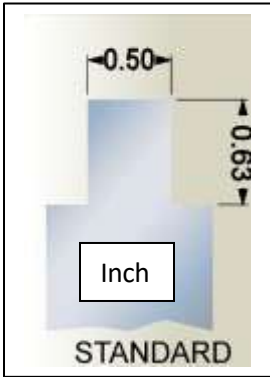
IMPORTANT FEATURES INCLUDED WITH U.S. INDUSTRIAL PRESS BRAKES:

- **Special Note:** The Gooseneck Punch and multi-opening Die included are general purpose tools to be used for training. Precision tooling should be purchased to meet your specific needs. The punch is segmented and it is up to the customer to calibrate these if they want to use them for a particular purpose.
* **There is no warranty on this tooling.**



Gooseneck Punch Tool Sections included, full length of Ram. Multi-opening V-Die for up to 90 degree forming included, full length of bed. Die lifting rings included.

Our Standard Ram Clamps and Optional cam-lever Ram Clamps will hold all Punch Tangs shown below:



Our **bed** has slot for the Standard Die Tang as shown below. Also, bed tooling without tang can be held with the included capture clamps.



Our **standard** ram clamp for all punch tangs above, two allen-head cap screws to secure tools.

Our **optional** ram clamps for all punch Tangs shown above. Lever action allows for quick tool change.



AVAILABLE OPTIONS:

- **CNC 2-Axis Color Graphic Control:**
Controls BOTH Bend Angle and Backgauge Position. Comes with 6" LCD touch screen. Code and Graphic programming included. Graphic allows 10 bends per program/cross-section. Controls features a tool library, Metric/inch switchable, Auto bend sequence, Auto retract of Backgauge, Spread length, Interference bend alert, Calculated bend allowance, Programmable ram dwell and much more. Control stores thousands of programs with USB Port, Ethernet and RS232 for program backup.
- Sick Model deTec 4 Light Curtain System – Minimum OSHA Requirement
- Upgrade to Fiessler Akas II Laser Guarding (Substitute for Sick deTec 4)
- Add Third Axis (Back Gauge Height controlled from operator panel.)
- CNC Controlled Mechanical Auto Crown:
- Upgrade to Cam-Lever Quick Action Ram Clamps
- Training in our Memphis, TN Facility
- Training at customer site, less than 300 miles from Memphis:
- Training at customer site, more than 300 miles from Memphis:
- (If outside continental USA, please call for quote.)

Shown above

Press Brake CNC operators panel with LCD touch screen and graphics function



We await your reply and thank you for this opportunity to quote

U.S. INDUSTRIAL MACHINERY